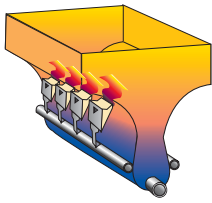




Model Number
 IFS-40-OP



Large cold zone captures and hold particles out of the fry zone.



Open pot design is easy to clean with no obstructions to clean around.



Robotic welding is precise, virtually eliminating leaks.



IFS-40-OP shown

OPEN POT BURNERS - Flame heats ceramic plates located strategically outside of the frypot.

- Intense heat rapidly heats the stainless steel sides and the oil inside of the frypot.
- No tube fired burners and no air shutter adjustments needed.
- Snap acting thermostat has a 200°F - 400°F. (93°C - 204°C) temperature range that extends oil life and produces a uniformly cooked product.
- 100% safety shut-off valve.

LARGE COLD ZONE - Captures and holds particles out of the fry zone.

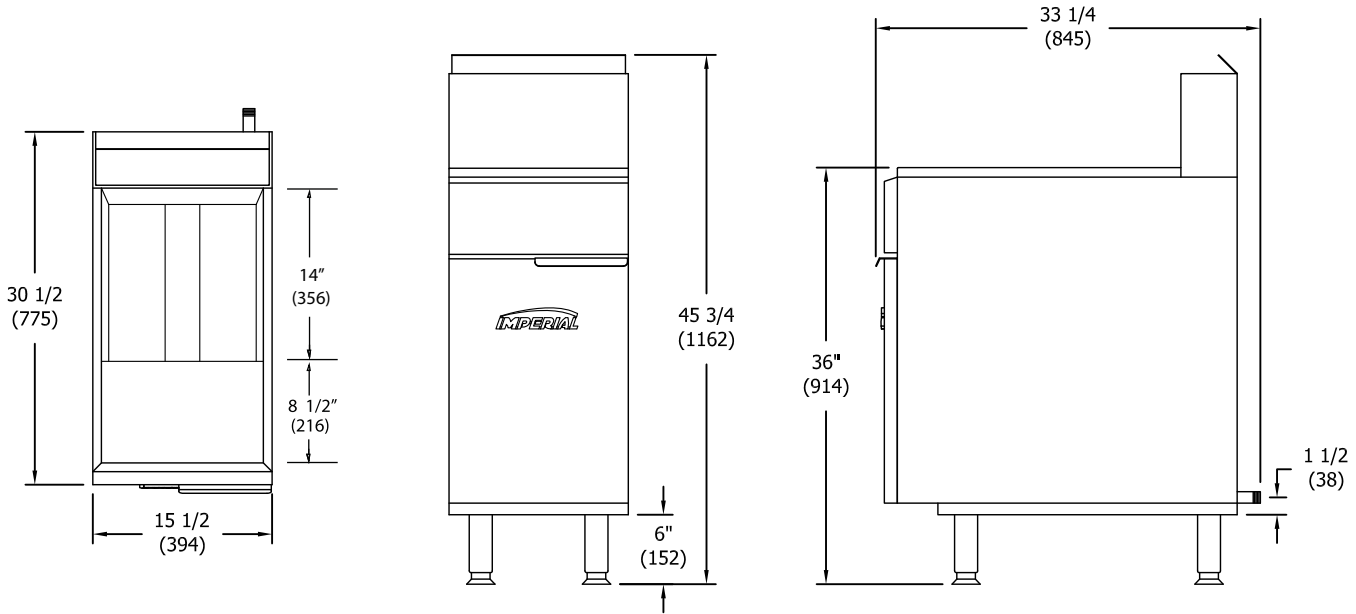
- Reduces taste transfer.

STAINLESS STEEL FRYPOT - Open Pot Frypots are easy to clean with no obstruction to clean around.

- Large 14" x 14" (356 x 356 mm) frying area.
- Frypot sides are robotically welded stainless steel to virtually eliminate leaks.
- Fine mesh wire crumb is included.
- Deep drawn bottom facilitates draining, slants toward the drain.
- 1-1/4" (32 mm) full port drain valve empties frypot quickly and safely.
- Two large, nickel-plated fry baskets with vinyl coated, heat protection, handles are included.
- Basket hangers are stainless steel.

EXTERIOR FEATURES - Stainless steel front, door, sides, basket hanger and frypot.

- Welded and polished stainless steel seams.
- Full heat shield protects control panel.
- Full bottom chassis provide structural support.
- Plate mounted 6" (152 mm) heavy duty stainless steel legs or optional casters assures secure support.
- One year parts and labor warranty. Limited warranty on frypot, stainless steel frypot is five years pro-rated.



40 LB. OPEN POT FRYERS

MODEL	OIL CAPACITY	GAS OUTPUT		SHIP WEIGHT	
		BTU	(KW)	(KG)	LBS
IFS-40-OP	40 lbs (22 L)	105,000	(31)	(100)	221
IFS-DS	N/A, drain station	N/A	N/A	(60)	130

MANIFOLD PRESSURE	MANIFOLD	
NATURAL GAS	PROPANE GAS	SIZE
4.0" W.C.	11.0" W.C.	3/4"

Specify type elevation, if over 2,000 ft.

Measurements in () are metric equivalents.

NOTES

- "DS" drain station with storage cabinet, no filter. Includes a 4" (102 mm) deep stainless steel drain pan

MODEL	FRYING AREA	DIMENSIONS	CRATED
			DIMENSIONS
IFS-40-OP	14" x 14" (356 x 356 mm)	15-1/2" w x 30-1/2" d x 45-3/4" h (394 x 775 x 1162 mm)	18" w x 34" d x 35" h (457 x 864 x 889 mm)
IFS-DS	N/A	15-1/2" w x 30-1/2" d x 44-1/4" h (394 x 775 x 1124 mm)	18" w x 34" d x 35" h (457 x 864 x 889 mm)

CLEARANCE REQUIREMENTS

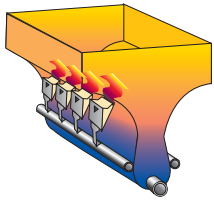
For use only on non-combustible floors. Legs or casters are required for non-combustible floors; or 2" (51 mm) overhang is required when curb mounted. Provide 0" clearance from non-combustible surfaces and 6" (152 mm) from combustible surfaces.

OPTIONS AND ACCESSORIES

- Stainless steel backguard, no shelf
- Fryer drain station with storage cabinet
- Automatic basket lifts
- Computer controls
- Manual timer
- Catering package for easy transporting
- Extra fry baskets with vinyl coated handles
- Gas shut off valve, 3/4" N.P.T.
- Quick disconnect and flexible gas hose, 3/4" N.P.T.
- 6" (152 mm) casters



Model Number
 IFS-50-OP



Large cold zone captures and hold particles out of the fry zone.



Open pot design is easy to clean with no obstructions to clean around.



Robotic welding is precise, virtually eliminating leaks.



IFS-50-OP shown

OPEN POT BURNERS - Flame heats stainless steel plates located strategically outside of the frypot.

- Intense heat rapidly heats the stainless steel sides and the oil inside of the frypot.
- No tube fired burners and no air shutter adjustments needed.
- Snap acting thermostat has a 200°F - 400°F. (93°C - 204°C) temperature range that extends oil life and produces a uniformly cooked product.
- 100% safety shut-off valve.

LARGE COLD ZONE - Captures and holds particles out of the fry zone.

- Reduces taste transfer.

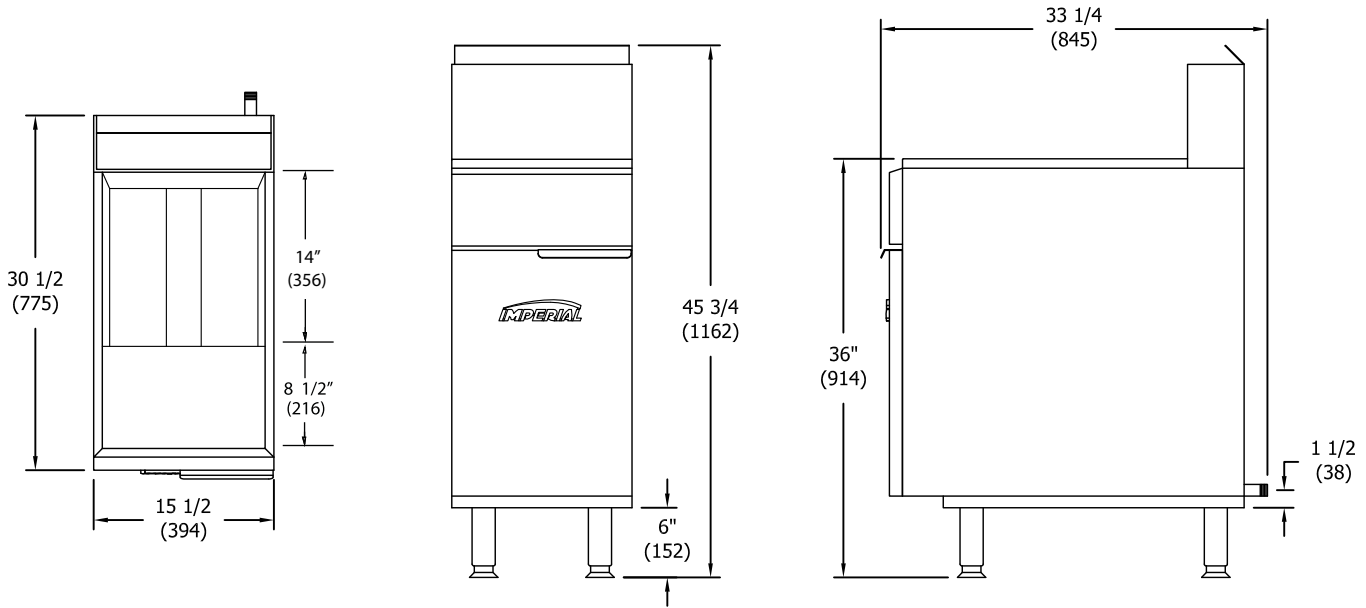
STAINLESS STEEL FRYPOT - Open Pot Frypots are easy to clean with no obstruction to clean around.

- Large 14" x 14" (356 x 356 mm) frying area.
- Frypot sides are robotically welded stainless steel to virtually eliminate leaks.
- Fine mesh wire crumb is included.
- Deep drawn bottom facilitates draining, slants toward the drain.
- 1-1/4" (32 mm) full port drain valve empties frypot quickly and safely.
- Two large, nickel-plated fry baskets with vinyl coated, heat protection, handles are included.
- Basket hangers are stainless steel.

EXTERIOR FEATURES - Stainless steel front, door, sides, basket hanger and frypot.

- Welded and polished stainless steel seams.
- Full heat shield protects control panel.
- Full bottom chassis provide structural support.
- Plate mounted 6" (152 mm) heavy duty stainless steel legs or optional casters assures secure support.
- One year parts and labor warranty. Limited warranty on frypot, stainless steel frypot is five years pro-rated.





50 LB. OPEN POT FRYERS

MODEL	OIL CAPACITY	GAS OUTPUT		SHIP WEIGHT	
		BTU	(KW)	(KG)	LBS
IFS-50-OP	50 lbs (27 L)	140,000	(41)	(114)	253
IFS-DS	N/A, drain station	N/A	N/A	(60)	130

MANIFOLD PRESSURE	MANIFOLD	
NATURAL GAS	PROPANE GAS	SIZE
4.0" W.C.	11.0" W.C.	3/4"

Specify type elevation, if over 2,000 ft.

Measurements in () are metric equivalents.

NOTES

- "DS" drain station with storage cabinet, no filter. Includes a 4" (102 mm) deep stainless steel drain pan

MODEL	FRYING AREA	DIMENSIONS	CRATED
			DIMENSIONS
IFS-50-OP	14" x 14" (356 x 356 mm)	15-1/2" w x 30-1/2" d x 45-3/4" h (394 x 775 x 1162 mm)	18" w x 34" d x 35" h (457 x 864 x 889 mm)
IFS-DS	N/A	15-1/2" w x 30-1/2" d x 44-1/4" h (394 x 775 x 1124 mm)	18" w x 34" d x 35" h (457 x 864 x 889 mm)

CLEARANCE REQUIREMENTS

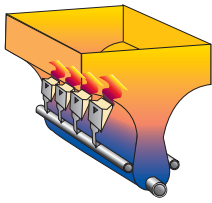
For use only on non-combustible floors. Legs or casters are required for non-combustible floors; or 2" (51 mm) overhang is required when curb mounted. Provide 0" clearance from non-combustible surfaces and 6" (152 mm) from combustible surfaces.

OPTIONS AND ACCESSORIES


- Stainless steel backguard, no shelf
- Fryer drain station with storage cabinet
- Automatic basket lifts
- Computer controls
- Manual timer
- Catering package for easy transporting
- Extra fry baskets with vinyl coated handles
- Gas shut off valve, 3/4" N.P.T.
- Quick disconnect and flexible gas hose, 3/4" N.P.T.
- 6" (152 mm) casters



Model Number
 IFS-75-OP



Large cold zone captures and hold particles out of the fry zone.



Open pot design is easy to clean with no obstructions to clean around.



Robotic welding is precise, virtually eliminating leaks.



IFS-75-OP shown with optional casters

OPEN POT BURNERS - Flame heats stainless steel plates located strategically outside of the frypot.

- Intense heat rapidly heats the stainless steel sides and the oil inside of the frypot.
- No tube fired burners and no air shutter adjustments needed.
- Snap acting thermostat has a 200°F - 400°F. (93°C - 204°C) temperature range that extends oil life and produces a uniformly cooked product.
- 100% safety shut-off valve.

LARGE COLD ZONE - Captures and holds particles out of the fry zone.

- Reduces taste transfer.

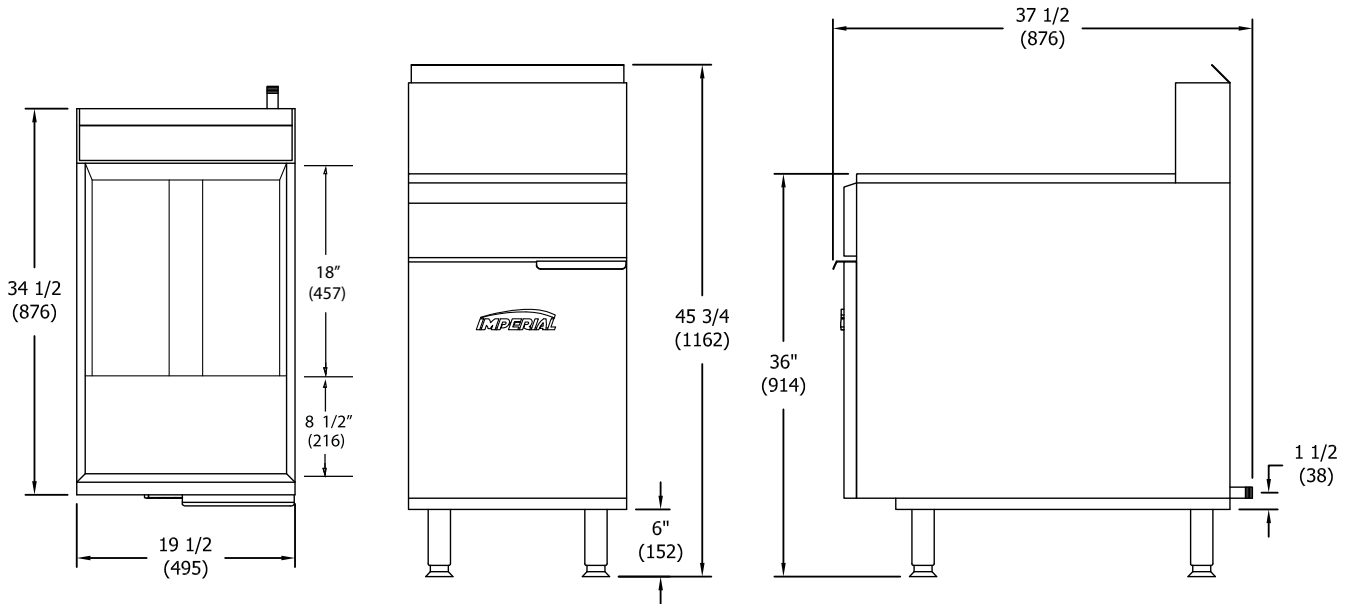
STAINLESS STEEL FRYPOT - Open Pot Frypots are easy to clean with no obstruction to clean around.

- Large 18" x 18" (457 x 457 mm) frying area.
- Frypot sides are robotically welded stainless steel to virtually eliminate leaks.
- Fine mesh wire crumb is included.
- Deep drawn bottom facilitates draining, slants toward the drain.
- 1-1/4" (32 mm) full port drain valve empties frypot quickly and safely.
- Two large, nickel-plated fry baskets with vinyl coated, heat protection, handles are included.
- Basket hangers are stainless steel.

EXTERIOR FEATURES - Stainless steel front, door, sides, basket hanger and frypot.

- Welded and polished stainless steel seams.
- Full heat shield protects control panel.
- Full bottom chassis provide structural support.
- Plate mounted 6" (152 mm) heavy duty stainless steel legs or optional casters assures secure support.
- One year parts and labor warranty. Limited warranty on frypot, stainless steel frypot is five years pro-rated.





75 LB. OPEN POT FRYERS

MODEL	OIL CAPACITY	GAS OUTPUT		SHIP WEIGHT	
		BTU	(KW)	(KG)	LBS
IFS-75-OP	75 lbs (41 L)	175,000	(51)	(122)	270
IFS-DS	N/A, drain station	N/A	N/A	(60)	130

MANIFOLD PRESSURE	NATURAL GAS	PROPANE GAS	MANIFOLD SIZE
	4.0" W.C.	11.0" W.C.	3/4"

Specify type elevation, if over 2,000 ft.

Measurements in () are metric equivalents.

NOTES

- "DS" drain station with storage cabinet, no filter. Includes a 4" (102 mm) deep stainless steel drain pan

MODEL	FRYING AREA	DIMENSIONS	CRATED DIMENSIONS
IFS-75-OP	18" x 18" (457 x 457 mm)	19-1/2" w x 34-1/2" d x 45-3/4" h (495 x 876 x 1162 mm)	22" w x 37" d x 35" h (559 x 940 x 889 mm)
IFS-DS	N/A	19-1/2" w x 34-1/2" d x 44-1/4" h (495 x 876 x 1124 mm)	22" w x 37" d x 35" h (559 x 940 x 889 mm)

CLEARANCE REQUIREMENTS

For use only on non-combustible floors. Legs or casters are required for non-combustible floors; or 2" (51 mm) overhang is required when curb mounted. Provide 0" clearance from non-combustible surfaces and 6" (152 mm) from combustible surfaces.

OPTIONS AND ACCESSORIES

- Stainless steel backguard, no shelf
- Fryer drain station with storage cabinet
- Automatic basket lifts
- Computer controls
- Manual timer
- Catering package for easy transporting
- Extra fry baskets with vinyl coated handles
- Gas shut off valve, 3/4" N.P.T.
- Quick disconnect and flexible gas hose, 3/4" N.P.T.
- 6" (152 mm) casters

